

3

Macmillan

English

Practice Book
+ CD-ROM



Mary Bowen
Louis Fidge
Liz Hocking
Wendy Wren



Macmillan

English

Practice Book





3



Mary Bowen
Louis Fidge
Liz Hocking
Wendy Wren

Revision

1 Look at the timetable. Answer the questions.

City Sports Club				
				
Monday	✓	✓		✓
Tuesday		✓	✓	✓
Wednesday	✓		✓	✓





1 Which sports can you do on Monday?

On Monday

2 On what day can you play football?

3 Which days can you go swimming?

2 Which sport do they like? When do they play or do it?

			
Wednesday	Monday	Wednesday	Tuesday
1 Ben	2 Harry and Joe	3 Sue	4 Kate and Anna

1 Ben likes football. He plays football on Wednesday.

2 _____

3 _____

4 _____

2 _____

3 Complete the sentences. Use was or were.

- 1 Yesterday, Joe _____ in the market with his mother and his sister.
- 2 There _____ apples and bananas.
- 3 Max _____ in the market with his mother.
- 4 There _____ potatoes and carrots.

4 Write the questions for these answers.


- 1 _____ ?
Yes, there were some oranges.
- 2 _____ ?
Yes, there was a melon.
- 3 _____ ?
Yes, there were some flowers.
- 4 _____ ?
Yes, there was an umbrella.

5 Answer the question. Write the correct statement.

- 1 Was it cold yesterday? It was not cold
yesterday. It was hot.
- 2 Was it cloudy? _____

- 3 Were there two planes in the sky? _____


- 4 Were there flowers on the ground? _____



Unit 1

Reading and understanding

Read pages 10–11 of the Language Book again. Number the sentences in order.



- a Billy jumped out of bed.
- b Billy went into the shed.
- c Billy woke up at half past six.
- d Professor Inkspot said, 'It's an inter-active space telescope.'
- e Billy saw a cloud of blue smoke above Professor Inkspot's shed.
- f Billy ran round to Professor Inkspot's shed.
- g Billy looked out of his bedroom window.
- h Billy saw Professor Inkspot next to a strange machine.

Sentence building



My name is Billy.

When we write what a person says, we put it in **speech marks**.
The speech marks go **in front of** and **after** what the person says.

'My name is Billy,' the boy said.

speech mark comma speech mark


This is a **sentence**.
It ends with a **full stop**.

1 Fill in the missing punctuation marks.

- 1 I like reading Emma said
- 2 Look at my book Ben said
- 3 I can run fast Anna said
- 4 It's time for dinner Dan said



2 Write a sentence about what Tom and his mother said.

1  I am watching TV.

2  You can watch TV for an hour.

3  Thanks.

Grammar

1 Complete the sentences with *was* or *were*.

- 1 Professor Inkspot _____ in his shed.
- 2 There _____ a strange machine in the shed.
- 3 There _____ flashing lights on his machine.
- 4 'I _____ very surprised,' said Billy.
- 5 'You _____ very helpful,' said the professor.

2 Choose a verb and put it in the past tense.

pull watch ask press start

Billy _____ the professor a question. Professor Inkspot _____ the buttons. Then he _____ a handle. Lights _____ to flash. They _____ the people on the screen.

3 Complete the sentences. Use a verb in the past tense.

1  Tom and Ben _____ to school.


2  Lucy _____ her friend.

3  Paddy _____ to the plane.

4  The horse _____ over the wall.

Spelling

Remember! The **oo** in some words makes a **short sound**.



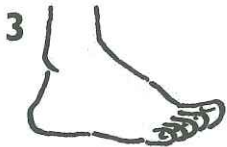
1 Sort the letters. Write the words.



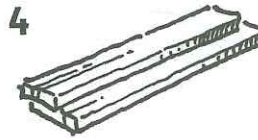
k o c o



d o o h



o f o t



o o w d

2 Write the rhyming words.

cook hood look wood

1 Cook rhymes with _____.

2 Hood rhymes with _____.

3 Use these oo words in sentences of your own.

1 wood _____





2 look _____

3 book _____

4 foot _____

Writing

Professor Inkspot in trouble!
Look at the pictures.




Words to help you
garden shed fire
bucket water

Write the story.

Beginning (picture 1 and picture 2). Think about:

What time did Billy wake up? Where was Professor Inkspot?


What was coming out of the shed?



Middle (picture 3 and picture 4). Think about:

Where did Billy go? What did Billy say?


What did Professor Inkspot say to Billy?



End (picture 5, picture 6 and picture 7). Think about:

What did Billy put in the bucket? What did Billy do?

What happened?



Reading and understanding

Read pages 18–19 of the Language Book again. Choose the best word to complete each sentence.




Chinese people love (1) _____ (dinosaurs, dragons). They think dragons are (2) _____ (wise, wet). In Chinese pictures, some dragons have got long (3) _____ (ears, beards). Some dragons breathe (4) _____ (fire, smoke). Dragons are usually (5) _____ (greenish, greyish). A dragon could be (6) _____ (hairy, huge) like an elephant or it could be small like a (7) _____ (lizard, lion). The king of dragons was very (8) _____ (silly, strong). It had the paws of a (9) _____ (dog, tiger) and the claws of an (10) _____ (eagle, elephant).

Sentence building

A **conjunction** can join two sentences together.

This dragon is green. It has a long tail.

This dragon is green **and** it has a long tail.



This dragon breathes fire. It does not hurt people.

This dragon breathes fire **but** it does not hurt people.

Join the sentences with the conjunction *and* or *but*.
Make one long sentence each time.

1 Some dragons are fat. Some dragons are thin.

2 The dragon was fierce. It breathed fire.

3 The dragon had a head like a camel. It had horns like a goat.

4 The dragon was like a snake. It was very thin.

5 One dragon was like a snake. One dragon was like a frog.

6 The green dragon was fierce. The brown dragon was friendly.

7 The yellow dragon has got wings. It can fly.

Grammar

1 Complete with a verb in the past tense.

think tell come
stand get

- The king _____ the dragon about his problems.
- Chinese people _____ that dragons _____ from the rivers.
- Billy _____ up at half past six.
- Professor Inkspot _____ next to his machine.

2 Complete the sentences. Use a verb in the past.

1  Jim _____ to school.

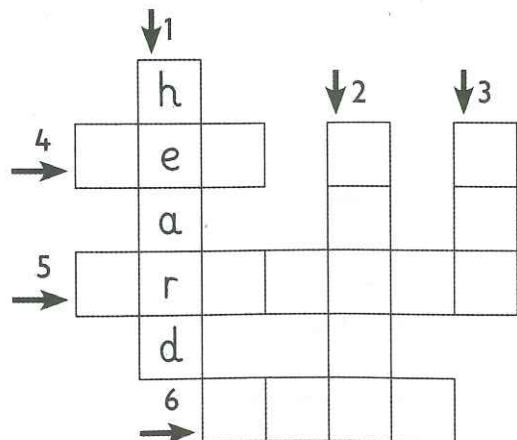
2  The dragon _____ three eyes.

3  The birds _____ over the trees.

4  'Thank you very much,' _____ Katy.

3 Write the past tenses.


- hear
- begin
- get
- meet
- bring
- go



Spelling

1 Find these words in the wordsearch.

pull bull push bush put



b	b	p	u	s	h
u	u	f	g	k	l
s	l	q	v	w	o
h	l	p	u	l	l
x	g	i	e	n	x
p	u	t	m	a	z

2 Use the words in the wordsearch to complete the sentences.

- 1 A _____ has long horns.
- 2 I _____ my bicycle up the hill.
- 3 The _____ has got pink flowers.
- 4 _____ the book on the table.
- 5 Never _____ an elephant's tail.

3 Write the rhyming words.

pull push bull bush

- 1 Pull rhymes with _____.
- 2 Push rhymes with _____.

Writing

Label the picture.

little feet

horns

round mouth

claws

thin tail

cat's head


dragon's body

long wings

long eyelashes

bushy eyebrows

square eyes



Describe the creature.

What is the creature called? _____

Describe its head and face.

The dragon has got


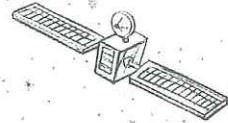
Describe its body.

Describe its hands and feet.

Describe its tail.

Reading and understanding

Read pages 26 and 27 of the Language Book again. Match the beginning of each sentence to the correct ending. Circle.



- 1 The first travellers in space
 ↗ were animals.
 ↘ were astronauts.
- 2 A dog called Laika
 ↗ travelled around the moon.
 ↘ travelled around the earth.
- 3 Yuri Gagarin was the first man
 ↗ in space.
 ↘ on the moon.
- 4 Yuri Gagarin landed
 ↗ his spaceship.
 ↘ with a parachute.
- 5 Neil Armstrong was the first man
 ↗ to drive on the moon.
 ↘ to walk on the moon.
- 6 Astronauts drove on the moon with
 ↗ moon buggies.
 ↘ spaceships.
- 7 Space shuttles could fly
 ↗ to the moon.
 ↘ into space and back.
- 8 Scientists study on
 ↗ space shuttles.
 ↘ space stations.

Sentence building

Rule 1

If a noun ends with a **vowel + y**, we add **s** to make it plural.

a monkey two monkeys

Rule 2

If a noun ends with a **consonant + y**, we change the **y** to **i**, and add **es**.


a fly two flies

1 Complete the chart correctly.

singular	plural	rule
one fly	lots of <u>flies</u>	<u>2</u>
one boy	lots of _____	_____
one key	lots of _____	_____
one lady	lots of _____	_____
one lorry	lots of _____	_____
one toy	lots of _____	_____
one trolley	lots of _____	_____

2 Write the correct plural in each gap.

- There were lots of _____ (lorry) on the road.
- The three _____ (boy) were playing.
- I have got two _____ (key) for my door.
- All my _____ (toy) are broken.
- The two _____ (lady) were talking.
- People put their shopping in _____ (trolley).



Grammar

1 Write questions about Yuri Gagarin and Neil Armstrong. Use the past tense.

1 Yuri Gagarin / use / a parachute to land safely?

Did Yuri Gagarin use a parachute to land safely?

2 Neil Armstrong / live / on the moon?

3 Yuri Gagarin / fly / around the earth?

4 Neil Armstrong / drive / a moon buggy on the moon?

5 Yuri Gagarin / work / on a space station?

2 Write short answers to the questions in Exercise 1.


1 yes he did 2 _____

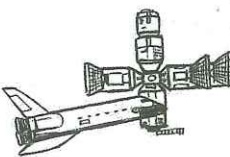
3 _____ 4 _____

5 _____

3 Correct these sentences. Use *didn't*.


1  Neil Armstrong drove on the moon.

2  Yuri Gagarin travelled to the moon.

3  Space shuttles flew to the moon.

Spelling

Remember! The letters **ea** can make a long sound like **ee** as in **feet**.
The letters **ea** can make a short sound like **short e** as in **head**.



1 Write the **ea** words under the correct heading.

bread bean sweater beach head
ear leaf weather teacher thread

ea saying ee

ea saying short e

2 Use these **ea** words in sentences of your own.

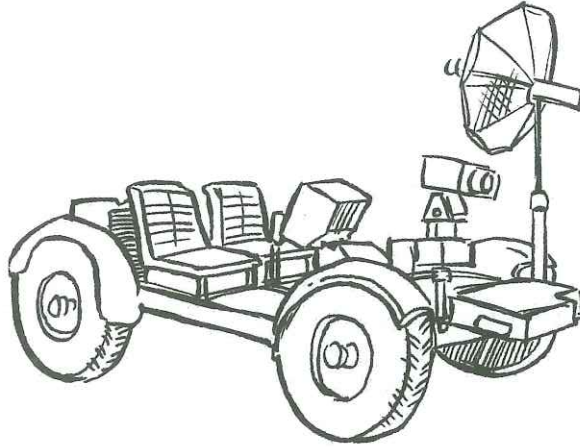
1 ready _____

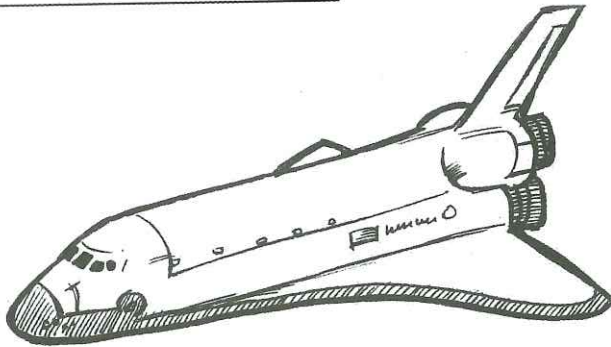
2 bread _____

3 healthy _____

Writing

1 What is it? Label each picture.





2 What do you know about them?

Write notes on the correct pictures.

looked like a plane

drove around on the moon

flew fast

looked like a car

flew into space and back

went slowly

Write about the moon buggy and the space shuttle.

What did they look like? What were they for? What did they do?

1 Moon buggy

A writing area for the 'Moon buggy' section. It consists of ten horizontal lines for writing. On the left and right sides, there are vertical bars containing six white stars each, set against a dark background.

2 Space shuttle

A writing area for the 'Space shuttle' section. It consists of ten horizontal lines for writing. On the left and right sides, there are vertical bars containing six white stars each, set against a dark background.

Check-up

1

1 Complete the story. Use the past tense.

drink come give live run stay
start say ask eat have be

A dragon _____ in a cave in the mountains. One day the dragon _____ to the village. The villagers _____ frightened. They _____ away but one boy _____ behind. The dragon _____ a sad face. It _____ to cry. 'What's the matter?' _____ the boy. 'I am hungry and thirsty,' _____ the dragon. The boy _____ the dragon some food and water. The dragon _____ the food and _____ the water quickly. The boy and the dragon soon became good friends.

2 Correct the sentences. Use *did not*.

1 A dog called Laika visited the moon.

2 Professor Inkspot made a telescope.

3 The emperor told the dragon stories.

3 Choose the conjunction *and* or *but* to join each pair of sentences.

- 1 The dragon was green _____ it had a long tail.
 2 The blue dragon ran fast _____ the yellow dragon was slow.

4 Write the correct plurals.


The _____ (baby) played with their _____ (toy).

5 Join the rhyming words. Write the words.


cook hood

wood book

6 Add the missing letter.



b _ _ l l




b _ _ s h

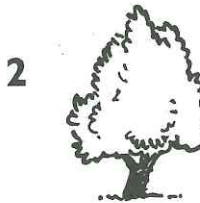


p _ _ s h

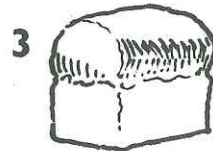
7 Add *ee* or *ea*.




s _ _ _




t r _ _ _



b r _ _ _ d



l _ _ _ f




b _ _ _



_ _ _ r

Move on with Mobi



1 Find five words in the wordsearch.

m	n	b	h	a	n	d	l	e	l	k	j
c	v	b	x	d	b	u	t	t	o	n	f
x	s	w	i	t	c	h	c	v	b	r	w
k	h	g	m	a	c	h	i	n	e	w	a
t	e	l	e	s	c	o	p	e	b	g	d

switch button
telescope
handle machine


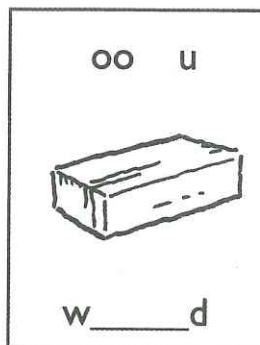


2 Complete each sentence with the past tense of the verb.

- The professor _____ (point) to his machine.
- The professor _____ (push) some buttons.
- The dragon _____ (fly) in the sky.
- The green dragon _____ (fight) the red dragon.
- Astronauts _____ (drive) moon buggies on the moon.

3 Match each word with its meaning.

- | | |
|-------------|-------------------------------------------------|
| 1 rocket | a A man or woman who goes into space. |
| 2 spaceship | b To come back. |
| 3 astronaut | c This goes up into the sky or space very fast. |
| 4 traveller | d You travel in space on this. |
| 5 return | e This is someone who travels. |

4 Choose the correct sound to complete each word.



5 Complete each sentence with the correct plural.

- 1 The three _____ (monkey) were eating bananas.
- 2 There were some _____ (lorry) on the road.
- 3 The _____ (baby) were crying.
- 4 Some _____ (boy) were running.
- 5 There are seven _____ (day) in a week.
- 6 I love _____ (strawberry).

6 Can you remember?

- 1 Did Billy stay in bed all day?
- 2 Did Billy like the Professor's machine?
- 3 Did all dragons have wings?
- 4 Did some dragons have horns?
- 5 Did Yuri Gagarin go to the moon?
- 6 Did Neil Armstrong walk on the moon?


No, he did not.

Unit 4


Reading and understanding

Read pages 36–37 of the Language Book again.
Match the sentences to the correct animals below.


- 1 It has got whitish fur.
- 2 It can live in the desert for many weeks without food or water.
- 3 A new baby cannot walk.
- 4 It stores fat in its humps.
- 5 When it is ten days old it can leap at 40 kph.
- 6 It hunts wild goats and sheep.
- 7 It eats plants with sharp thorns and spiky leaves.
- 8 An adult can leap at more than 60 kph.
- 9 There are about 1000 in the mountains of the Gobi desert.



sentences 2 , and



sentences , and



sentences , and

Sentence building


If a noun ends with *f* (or *fe*) we change the *f* (or *fe*) to *v* and add *es* to make it plural.

one wolf → two wolves

one knife → two knives


1 Write the correct plural under each picture.

1




one leaf two _____

2




one knife two _____

3



one wolf two _____

4



one loaf two _____

2 Write each sentence again. Change the underlined plural noun into a singular noun.

1 I picked up the knives from the table.

I picked up the knife from the table.

2 The wolves went into the forest.

3 The leaves fell from the tree.

4 The children ate the loaves of bread.

5 I put the books on the shelves.

Grammar

1 Look at the picture.



2 Write sentences like the example.

1 tree – tall The tree is as tall as the house.

2 clown's hat – small

3 monkey's car – old

4 clown – tall

5 clown's flower – big

3 Write sentences like the example.

1 elephant – big – mouse An elephant is bigger than a mouse.

2 lion – strong – goat _____

3 horse – fast – sheep _____

4 giraffe – tall – zebra _____

Spelling



Remember! The letter *y* at the end of some words says *ee*.

1 Solve the clues with *y* saying *ee* words.

- 1 a baby dog _____
- 2 another name for a woman _____
- 3 You see this on the road. _____
- 4 You find this in a book. _____
- 5 a toy _____
- 6 You can eat this. _____

2 Do the crossword. All the words end in *y* saying *ee*.

The crossword puzzle grid consists of several intersecting words. The clues are as follows:

- Across 1:** A truck icon with an arrow pointing to the start of a 5-letter word.
- Across 2:** A bear icon with an arrow pointing to the start of a 5-letter word.
- Across 3:** A book icon with an arrow pointing to the start of a 4-letter word.
- Across 4:** A woman icon with an arrow pointing to the start of a 6-letter word.
- Across 5:** A hard hat icon with an arrow pointing to the start of a 4-letter word.
- Across 6:** A dog icon with an arrow pointing to the start of a 4-letter word.

3 Use the *y* saying *ee* words in sentences of your own.

- 1 happy _____
- _____
- 2 ugly _____
- _____
- _____

Writing

All about camels

1 Label the picture.

height 215cm

length 210-310cm

hump


bushy eyebrows

double row of eyelashes






hair in ears

thick mouth

narrow nostrils




2 Read this information.


-  humps store fat and water
-  drinks 150 litres of water in 10 minutes
-  eats sharp thorns and spiky leaves
-  long, thick hair in winter
-  herdsmen look after camels

Write the information about Bactrian camels.


What do they look like?




What do they eat and drink?



What do they use their humps for?



Who looks after them?



Unit **5**

Reading and understanding

Read pages 44–45 of the Language Book again. Read the sentences and write *true* or *false*.



- 1 Sukhe was Shirav's brother. _____
- 2 Shirav was six years older than Sukhe. _____
- 3 Sukhe and his family lived in a valley. _____
- 4 Shirav was a good horse rider. _____
- 5 Sukhe went to the festival in a car. _____
- 6 There were camel races on festival day. _____
- 7 The flag at the start of the boy's race
was blue and yellow. _____
- 8 Shirav was wearing a blue and green coat. _____
- 9 Shirav won the boy's race. _____
- 10 Sukhe came last in the boy's race. _____

Sentence building

Most sentences end with a **full stop**.

This is my horse.

We put a **question mark** at the end of a question.

Do you like my horse?

We use an **exclamation mark** if we say something loudly, or if we are surprised.

Look at me!

1 Circle the punctuation mark. Write if it is a full stop (FS), a question mark (QM) or an exclamation mark (EM).

1 Watch me (!) EM

2 Did I do well? _____

3 You are a good rider. _____

4 I can't wait for tomorrow!

5 This is my first race. _____

6 I am very proud of you!

7 Can I ride your horse? _____

8 I can go fast. _____

9 Go faster! _____

10 My horse is brown. _____

2 End each sentence with the correct punctuation mark.

1 Can you ride a horse

2 Don't push

3 Stop shouting

4 Where is my horse

5 Your horse is lovely

6 Is it raining

7 Help


8 I love ice cream

Three question marks and five exclamation marks are missing.



Grammar

1 Look at the picture. Read and write the names.



- 1 Who is the oldest child in the class? _____
- 2 Who is the youngest child in the class? _____
- 3 Who is the youngest boy? _____
- 4 Who is the tallest girl? _____
- 5 Who is the shortest boy? _____

2 Complete the sentences.

- 1 Anna _____ in the class.
- 2 Max _____.
- 3 Sue _____.
- 4 Harry _____.
- 5 Karen _____.


3 A quiz. Find the names!

- 1 The biggest animal in the world
- 2 The biggest animal on land
- 3 The tallest animal on land
- 4 The fastest animal on land
- 5 The longest river in the world
- 6 The highest mountain in the world


1	_____
2	_____
3	_____
4	_____
5	_____
6	_____


Spelling

Remember! The letters *oi* sound like *oy*.



1 Write the words. Choose *oi* or *oy*.









2 Sort the letters. Write the *oi* words.

1 o i b l _ _ _ _

2 p o s i l _ _ _ _ _

3 l s i o _ _ _ _

4 o l i _ _ _

3 Use these *oi* words in sentences of your own.


1 voice _____

2 noise _____

Writing


1 Look at the pictures and read. Think about the story.

1




Shirav Sukhe rode
desert laughed

2




snake behind rock

3




snake horse's hooves
frightened

4




horse leapt forward
shouted

5



galloped after near to


6




caught up with grabbed
reins

Write about what happened to Shirav in the desert.
Write the story.


Beginning: Pictures 1 and 2



Middle: Pictures 3 and 4




End: Pictures 5 and 6



Unit 6

Reading and understanding

Read pages 52–53 of the Language Book again. Choose the best word to complete each sentence.



- 1 Ostriches are very _____ (big, small) birds.
- 2 They are _____ (shorter, taller) than a man or woman.
- 3 They are the _____ (slowest, fastest) birds in the world on land.
- 4 Male ostriches have _____ (black, brown) feathers.
- 5 Ostriches have eyes that are _____ (smaller, bigger) than their brains.
- 6 They can be _____ (dangerous, healthy) when they bite or kick.
- 7 Ostrich eggs are the _____ (smallest, largest) of any bird.
- 8 A chicken egg is 20 times _____ (smaller, bigger) than an ostrich egg.
- 9 Ostriches live as _____ (long, wide) as a human – about 75 years.

Sentence building

The past tense of some verbs do not end in -ed.
These are called **irregular verbs**.


Queen Arsinoe II **rode** an ostrich.
verb – **ride** past tense – **rode**

1 Match each verb with its past tense.


- | | | | | | |
|---------|--------------------------|--------|--------------------------|---------|--------|
| 1 sell | <input type="checkbox"/> | 2 have | <input type="checkbox"/> | a wrote | b kept |
| 3 run | <input type="checkbox"/> | 4 keep | <input type="checkbox"/> | c sold | d bit |
| 5 write | <input type="checkbox"/> | 6 bite | <input type="checkbox"/> | e ran | f had |

2 Choose the correct past tense of each verb.


1 A farmer _____ (grew, had) some ostriches.



2 One ostrich _____ (bit, ate) him.




3 The farmer _____ (ran, flew) away.



4 He _____ (was, went) to hospital.



5 The farmer _____ (sold, wrote) his ostriches.




6 Then he _____ (drank, kept) chickens.




Grammar

1 Look and write sentences.

1 A



B



C




Which is more frightening: A or B?

Which is the most frightening: A, B or C?

2 A



B



C



Which is more beautiful: A or C?

Which is the most beautiful: A, B or C?

2 What do you think? Answer the questions.

1 Which is better: football or swimming?

I think _____

2 Which is worse: a snake or a spider?

3 Which is the best day of the week?

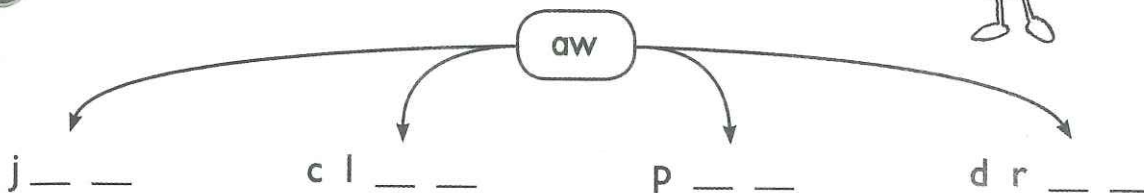
4 Which is the worst month of the year?

Spelling

Remember! The letters **aw** can sound like **or** in some words.



1 Write the words.



2 Match the **aw** words and pictures. Write the words.

1 paw

2 draw

3 shawl

4 claw

5 jaw

6 yawn



3 Write these **aw** words in alphabetical order.


paw jaw yawn claw draw shawl

1 _____ 2 _____ 3 _____

4 _____ 5 _____ 6 _____

Writing

- 1 Look at the picture and read the chart about the kangaroo.
Write the questions in the correct place.















Where does it live?
What does it eat?
Why is it interesting?
What does it look like?





The kangaroo	
1 _____	tall as a man small front legs big back legs strong tail
2 _____	grass, leaves and flowers
3 _____	Australia
4 _____	jumps three times the height of a man carries baby in a pouch

Write a description of a kangaroo.





What does it look like?

	_____	
	_____	
	_____	
	_____	
	_____	
	_____	









What does it eat?

	_____	
	_____	

Where does it live?

	_____	
	_____	

Why is it interesting?

	_____	
	_____	
	_____	
	_____	

Check-up

2

1 Write sentences like the example. Use the words in the box.


big old small tall

1



The mouse is as big as the cat.

2



3



4



2 Write sentences like the example. Use the words in the box.

sad frightening happy

1



A

B

C

A is sad. B is sadder. C is the saddest.

2



A

B

C

3



A

B

C

3 Punctuate each sentence with a full stop, question mark or exclamation mark.

1 'Look at me__' Shirav shouted.

2 Shirav can ride fast__

3 Can you ride a horse__

4 Write the past tense of each verb.

1 Yesterday I _____ (eat) an apple.

2 Last week I _____ (see) my uncle.

3 Last year I _____ (go) to London.

5 Write the words.

1



2



3



6 Add oy or oi.

1



2



3



b _ _ _

c _ _ _ n

t _ _ _

7 Choose the correct word.


1 I (yawn, jaw) when I am tired.

2 A cat has four (yawns, paws).


3 A lion has (shawls, claws).

4 I (draw, paw) with a pencil.


Move on with Mobi



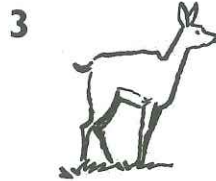
1 Write the correct names of these animals that live in the Gobi desert.




shore



ayk



leelzag



swon pelorad

2 Choose the best adjective to describe each noun.

1 as _____ (hot, cold) as ice

2 as _____ (fast, sharp) as a knife

3 as _____ (slow, soft) as fur

4 as _____ (red, strong) as a camel

5 as _____ (fierce, fat) as a bear

6 as _____ (small, tall) as a giraffe

7 as _____ (hard, hairy) as a rock

8 as _____ (brave, weak) as a lion

3 Complete each sentence with the correct plural.

1 All horses have got _____ (hoof).

2 The _____ (knife) were very sharp.

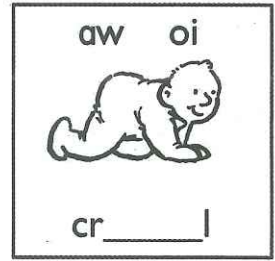
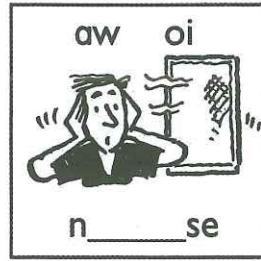
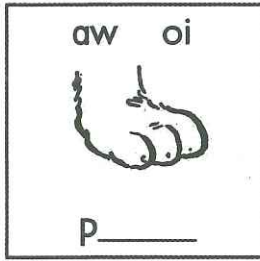
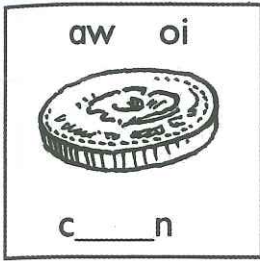
3 I bought two _____ (loaf) of bread.

4 The men's _____ (wife) were riding on the cart.

5 The _____ (leaf) were green.

6 Some _____ (wolf) live in the forest.

4 Choose the correct sound to complete each word.



5 Write the missing comparative and superlative adjectives.

1 A kangaroo is tall. An ostrich is taller. An elephant is the tallest.

2 Tom is small. Ben is _____. Sam is _____.

3 A lion is fierce. A tiger is _____. A leopard is _____.

4 Water is cold. Snow is _____. Ice is _____.

5 A donkey is strong. A camel is _____. A yak is _____.

6 Anna is fast. Amy is _____. Sarah is _____.

6 Finish each word with y. Write the correct words.

bab__



lad__



lorr__




pupp__



Reading and understanding

- 1 Read the 'Birds in the air' poem on page 62 of the Language Book again. Read the adjectives. Write the correct adjectives.



cool bright turquoise tall

- 1 This adjective describes the sun. _____
- 2 This adjective describes the trees. _____
- 3 This adjective describes the colour of the seas. _____
- 4 This adjective describes the rivers. _____


- 2 Read the 'Did you see it?' poem on page 63 again. Write the word that rhymes with these words:

- 1 sheep _____
- 2 moon _____
- 3 around _____
- 4 true _____

Sentence building


A **collective noun** is a group of people or things.

This is a **flock** of sheep.



Tick the correct collective noun.

1



a a forest of trees

b a bunch of flowers

3



a a swarm of bees

b a pile of stones


5



a a team of swimmers

b a herd of cows


7



a a fleet of ships

b a library of books

2



a a library of books

b a shoal of fish

4



a a fleet of ships

b a flock of sheep

6



a a bunch of grapes

b a class of children

8



a a bunch of bananas

b a forest of trees

Grammar


1 Read and write *true* or *false*.

1  The plane is going to take off. _____

2  The boys are going to dive. _____

3  The horse is going to jump. _____


4  The rocket is going to land. _____


5  The sheep are going to fly. _____

2 Now correct the false sentences. Use *not*.

3 Complete the sentences. Use *going to* and the verbs in the box.

ride buy eat


1  She _____.

2  He _____.

3  They _____.

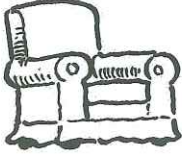
Spelling

Remember! The letters **air** and **are** can make the same sound.



1 Complete the words. Use **air** or **are**.

1



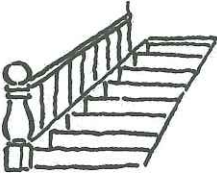
c h _ _ _

2




h _ _ _

3



s t _ _ _ s

4



s q u _ _ _

2 Choose the best word to complete each sentence. Write the word.

- 1 I climb the (stairs, stares). _____
- 2 He (stairs, stares) out of the window. _____
- 3 I comb my (hair, hare). _____
- 4 A (hair, hare) is like a rabbit. _____

3 Use these words in sentences of your own.

- 1 chair _____
- 2 square _____
- 3 air _____


Writing

1 Let's rhyme!

Write the rhyming words. Choose from the words in the box.

me asleep power by too
more glare space ground moon

- 1 Air rhymes with _____ .
- 2 Free rhymes with _____ .
- 3 Sheep rhymes with _____ .
- 4 Round rhymes with _____ .
- 5 Sky rhymes with _____ .
- 6 Roar rhymes with _____ .
- 7 Tower rhymes with _____ .
- 8 Place rhymes with _____ .
- 9 True rhymes with _____ .
- 10 Balloon rhymes with _____ .



2 Complete the rhymes. Choose the best word.


free me see

- 1 The birds are flying over _____ ,
The birds are flying high and _____ .




sheep keep asleep

- 2 Can you see the woolly _____ ?
I think that they are all _____ .



sound ground round

- 3 Here's a ball, red and _____ ,
Rolling, rolling on the _____ .



3 Make your own rhymes.

- 1 red bed


- 2 sky high

- 3 blue shoe

Unit 8

Reading and understanding

- 1 Read pages 70–71 of the Language Book again.
Who said it?



- 1 It's treasure! _____
- 2 This shell has spikes. _____
- 3 Here's a cave! _____
- 4 We must take it to the police. _____
- 5 Are there pirates in here? _____
- 6 It smells strange in here. _____
- 7 Is it a crab? _____
- 8 There's a pool. _____
- 9 What's making that noise? _____
- 10 It's the seaweed. _____

Sentence building

1 Look at the box on page 73 of the Language Book again. Complete the chart.

verb	+ ing
explore	exploring
run	running
wave	
swim	
	making
	sitting
ride	
dig	
	closing
hug	

2 Add *ing* to each verb correctly and complete each sentence.

- 1 I am _____ (wave) my hand to my friend.
- 2 I am _____ (sit) on a chair.
- 3 I am _____ (dig) a hole.
- 4 I am _____ (make) a cake.
- 5 I am _____ (swim) in the water.
- 6 I am _____ (ride) my bike.



Grammar

1 Read and match.

- | | | |
|-------------------------------|---------------------------------------|------------------------------|
| 1 You must be very careful. | <input checked="" type="checkbox"/> c | a He must wash them. |
| 2 You must not make a noise. | <input type="checkbox"/> | b Must we go home? |
| 3 Jenny is feeling ill. | <input type="checkbox"/> | c The street is very busy. |
| 4 Ben's hands are very dirty. | <input type="checkbox"/> | d She must go to the doctor. |
| 5 This pizza is very big. | <input type="checkbox"/> | e You are in the library. |
| 6 We're having lots of fun. | <input type="checkbox"/> | f Must I eat all of it? |

2 Read, then write sentences with *must* or *must not*.

The children in Miss Plum's class are going to take a test.
Miss Plum is talking to them.



1 Sit down!

2 No talking!

3 Read the questions carefully.

4 Write with a pen.


5 Don't use a pencil.

6 Don't leave the room.

- 1 The children must sit down.
- 2 They must not _____
- 3 _____
- 4 _____
- 5 _____
- 6 _____

Spelling

Remember! The letters **ew** can say **oo** in some words.



1 Sort the letters. Write the ew words.

- | | | | |
|---|---------------------------|---------|-------|
| 1 | past tense of <i>grow</i> | r w g e | _____ |
| 2 | past tense of <i>know</i> | w n e k | _____ |
| 3 | past tense of <i>draw</i> | r e w d | _____ |
| 4 | past tense of <i>fly</i> | l e f w | _____ |


2 Read these ew words.

1



stew

2



blew

3



chew

3 Choose the correct ew word to finish each sentence.

- I _____ up the balloon.
- I _____ my food.
- We eat _____.

4 Use these ew words in sentences of your own.

- new _____
- few _____

Writing

1 Read what happens in the next scene of the story.


The policeman calls Mrs Strong on the telephone.




Mrs Strong comes into the police station.




The policeman talks to Mrs Strong. He tells her that someone has found her necklace.



Mrs Strong meets Anna, Pete, Tim and Sue and their Dad.



Mrs Strong thanks them.



2 Answer the questions.

Who are the characters in the play?

1 _____

2 _____

3 _____

4 _____


5 _____

6 _____

7 _____

Where are they? _____

Write the scene.



Write the name of the character here.

Write what the character says here.


Policeman

I'm calling because someone has found your necklace.

Unit 9

Reading and understanding

- 1 Read pages 78–79 of the Language Book again.



Use the words in the box to complete the sentences.

lightning sun waves thunder sky
rain clouds wind sail ship

- 1 The _____ grew dark.
- 2 The _____ disappeared behind black _____.
- 3 There was a flash of _____.
- 4 There was a rumble of _____.
- 5 The _____ grew stronger.
- 6 The _____ got higher.
- 7 The waves threw the _____ up and down.
- 8 The _____ fell heavily.
- 9 The wind ripped the _____ off the ship.

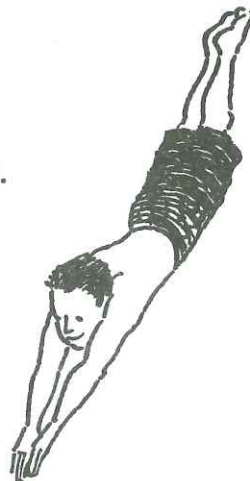
Sentence building

- 1 Look at the box on page 81 of the Language Book again. Complete the chart.

verb	+ ed
like	liked
drop	dropped
wave	
rip	
	slipped
	closed
hug	
use	
	hummed
dive	

- 2 Add *ed* to each verb correctly and complete each sentence.

- 1 I _____ (hug) my best friend.
- 2 I _____ (like) the story in my book.
- 3 I _____ (drop) some money on the floor.
- 4 I _____ (rip) my shorts.
- 5 I _____ (close) the window.
- 6 I _____ (dive) into the water.



Grammar

1 Find the endings of the sentences.

- 1 Tom was on a ship a Tom's clothes were soaked.
- 2 Because the storm was so bad, b because the sun was shining.
- 3 Because the rain was so heavy, c Tom was very frightened.
- 4 He felt better the next day d because he was a sailor.

2 Write the answers.

- 1 Why is she carrying an umbrella?



She _____ because _____.

- 2 Why must he wash his face?



- 3 Why did Tom go to India?



3 Write the questions.

- 1 Why _____


The children are going to the beach because it is hot today.

- 2 _____

Ben ate all the cakes because he was hungry.

Spelling

Remember! In **wh** words sometimes you can't hear the letter **h**.



1 Sort the letters. Write the **wh** question words.

- 1 h w e n _____
- 2 h w y _____
- 3 a w h t _____
- 4 e r h w e _____
- 5 h i w c h _____



2 Write questions beginning with these **wh** question words.

- 1 Why _____
- 2 Where _____
- 3 When _____

3 Solve the clues. Write words beginning with **wh**.

- 1 a big animal which lives in the sea _____
- 2 Cats have these. _____
- 3 A bicycle has got two of these. _____
- 4 speak very quietly _____



Writing

You are writing to a pupil in another country.
Tell this pupil all about yourself.

Your name: _____

Your age: _____

Where you live: _____

Where you go to school: _____

How many brothers you have: _____

Their names: _____

How many sisters you have: _____

Their names: _____


Do you have pets? What are they? _____

Your favourite subject at school: _____

Your favourite colour: _____

What you like eating: _____

Write about what you like doing when you are not at school:



Write your letter.

Dear _____

Write about yourself.

Write about your family.

Write about your favourite things.

Write about what you do when you are not in school.

Write your name here.

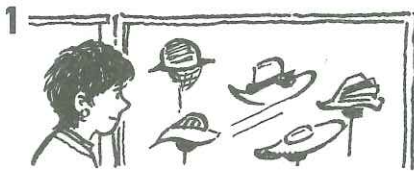
Check-up

3


Grammar

1 Write sentences with *going to*. Use the verbs in the box.

build eat buy



She _____.



It _____.



They _____.

2 Write sentences with *must* or *mustn't*.

1 Cross the road carefully!

You _____.

2 Don't play football in the street, boys!

The boys _____.

3 Don't run across the road, Diana.

Diana _____.

4 Be careful, everyone!

We _____.

3 Complete these correctly.

- 1 a flock of _____ (sheep, bees)
- 2 a forest of _____ (fish, trees)

4 Add *ing* to each verb correctly and complete each sentence.

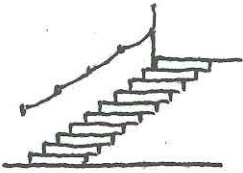
- 1 Tom is _____ (run) in the park.
- 2 Sam is _____ (close) his book.

5 Add *ed* to each verb correctly and complete each sentence.

- 1 Ben _____ (drop) the ball.
- 2 Anna _____ (dive) into the water.


6 Add *are* or *air*.

1



s t _ _ _ s

2



s q u _ _ _

3



c h _ _ _

7 Write the past tense.

present tense


past tense

- | | | |
|---|--------|---------|
| 1 | I grow | I _____ |
| 2 | I know | I _____ |
| 3 | I fly | I _____ |
| 4 | I draw | I _____ |


8 Write question words beginning with *wh*.

- 1 wh _____
- 2 wh _____
- 3 wh _____


Move on with Mobi



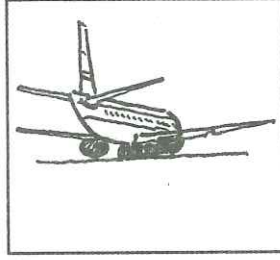
1 Draw the pictures. Spell the words correctly.



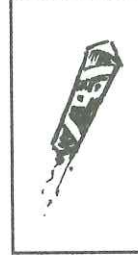
drib




teki



leapn



treock




noaboll

2 Think of a good way to complete each sentence.

- 1 Tomorrow I am going to _____.
- 2 The helicopter is going to _____.
- 3 The bird is going to _____.
- 4 The children are going to _____.
- 5 The monkeys are going to _____.

3 Match the pairs of rhyming words.

- | | | |
|---------|--------------------------|----------|
| 1 kite | <input type="checkbox"/> | a proud |
| 2 plane | <input type="checkbox"/> | b won |
| 3 cloud | <input type="checkbox"/> | c light |
| 4 chair | <input type="checkbox"/> | d word |
| 5 sun | <input type="checkbox"/> | e square |
| 6 bird | <input type="checkbox"/> | f rain |




4 Find these words in the wordsearch.

sailor captain pirate seaweed
treasure mast hammock cave

a	b	c	a	p	t	a	i	n	c	g	e
f	s	e	a	w	e	e	d	g	h	i	j
k	l	m	n	p	q	r	s	m	a	s	t
t	v	c	a	v	e	w	x	y	z	w	q
m	n	b	s	a	i	l	o	r	c	v	d
h	g	t	r	p	i	r	a	t	e	q	z
c	x	z	t	r	e	a	s	u	r	e	c
m	h	a	m	m	o	c	k	n	b	g	r

5 Choose the correct word to complete each sentence.

- 1 A _____ (whale, wheel) lives in the sea.
- 2 I _____ (flew, threw) a ball.
- 3 A cat has got _____ (whiskers, whispers).
- 4 I _____ (grew, drew) a picture of a pirate.



6 Can you remember?

- 1 What animals went in a balloon?
- 2 Who found a necklace?
- 3 Who wrote a letter?

Unit 10

Reading and understanding

Read pages 88–89 of the Language Book again. Choose the best word to complete each sentence.

The first people made pictures inside _____ (caves, cars). They made colours from _____ (stones, earth) and rocks. They painted pictures of men and _____ (women, animals).

The tombs of the pharaohs had many paintings on the _____ (floor, walls). The paintings told the story of the pharaoh's _____ (wife, life).

_____ (Farmers, Artists) painted pictures of _____ (rich, poor) people for their homes. The paintings were _____ (cheap, expensive). They took a _____ (long, short) time to do.

About 200 years ago a few people made pictures with _____ (cameras, crayons). These pictures were called _____ (flags, photographs).



Sentence building

Most **adverbs of manner** end with **ly**.

How did the man paint the picture?

The man painted the picture **quickly**.

quick + ly = **quickly**

How did the children shout?

The children shouted **noisily**.

noisy + ly = **noisily**

Notice that we change the **y** to **i** and then add **ly** in words like this.

1 Find six adverbs.

w	n	o	i	s	i	l	y	p	u	y	r
q	w	a	s	l	o	w	l	y	d	f	t
x	c	a	n	g	r	i	l	y	v	b	f
z	q	u	i	e	t	l	y	x	c	v	g
t	r	w	h	a	p	p	i	l	y	q	w
y	z	e	a	s	i	l	y	x	c	v	b

Write them like this:

noisy + ly = noisily

slow + ly = slowly


2 Complete each sentence with a suitable adverb.

- The children laughed _____.
- The man shouted _____.
- I ran very _____.
- I can do my work at school _____.
- I whispered _____ to my friend.



Grammar

1 Look and write. What was happening when Mum took the picture? Use the verbs in the box.



swim shine
sleep fish
sing skip


- 1 The sun was shining .
- 2 The birds _____ .
- 3 The boy _____ .
- 4 The girl _____ .
- 5 Dad and Grandpa _____ .
- 6 Grandma _____ .

2 Look at the picture again. Write questions like the example.

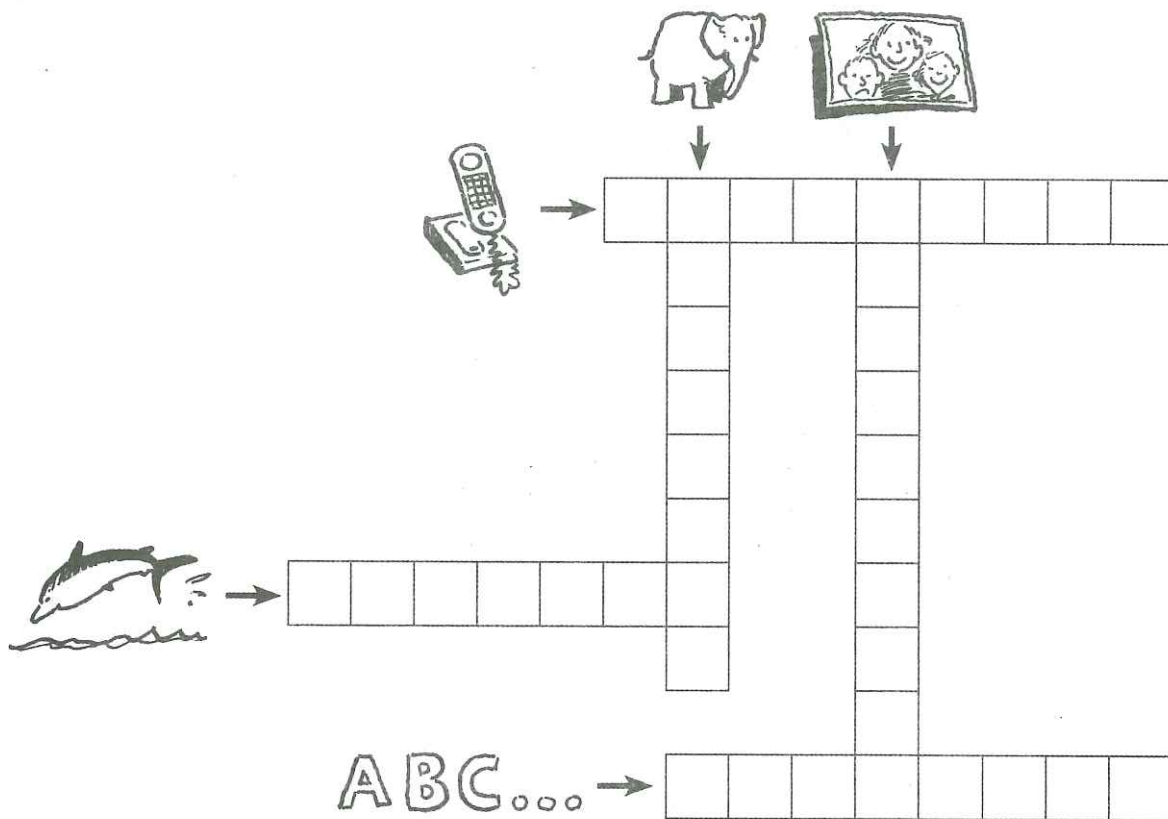
- 1 the sun – shine Was the sun shining?
- 2 the girl – skip _____
- 3 the men – fish _____
- 4 the boy – swim _____
- 5 What – the birds – do _____
- 6 Where – Grandma – sleep _____

Spelling

Remember! The letters **ph** make the sound **f**.



1 Complete the crossword.



2 Solve the clues. Write words with **ph** in.

1 a big animal with a trunk


2 You use this to speak to someone.

3 This has got 26 letters in English.

4 You use a camera to take this.

Writing

This is a picture of Mum, Dad, Anna and Pete.
Mr Brown is taking the photograph.



Look carefully at the picture. Answer the questions.

1 Who is taking the photograph?

2 Who is in the photograph?

3 Who is standing up?

4 Who is sitting down?

5 Who is wearing a skirt?

6 Who is wearing a jumper?

7 Who is wearing a necklace?

8 Who is wearing a jacket?

9 Where is the dog?

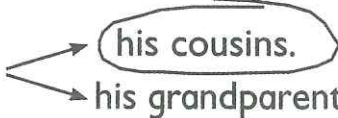
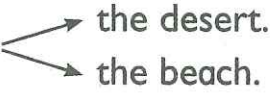
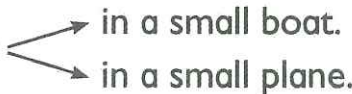
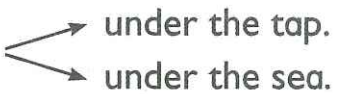
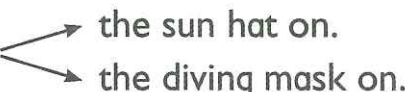
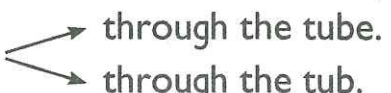
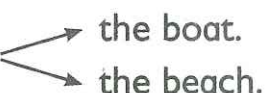
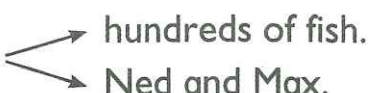
Describe the picture. Begin like this:

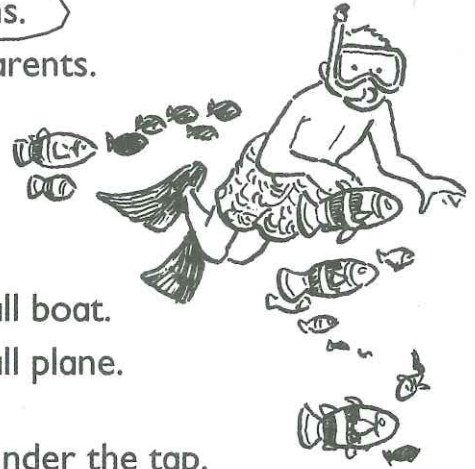
Mr Brown is taking a photograph of
Anna and her family.

Unit 11

Reading and understanding


Read pages 96–97 of the Language Book again. Circle the correct endings.

- 1 Andy went to stay with 
 - his cousins.
 - his grandparents.
- 2 They all went to 
 - the desert.
 - the beach.
- 3 Ned and Max went to sea 
 - in a small boat.
 - in a small plane.
- 4 Andy was scared to put his head 
 - under the tap.
 - under the sea.
- 5 Uncle Roy showed Andy how to put 
 - the sun hat on.
 - the diving mask on.
- 6 Uncle Roy showed Andy how to breathe 
 - through the tube.
 - through the tub.
- 7 Uncle Roy and Andy swam out from 
 - the boat.
 - the beach.
- 8 Andy looked under the water and saw 
 - hundreds of fish.
 - Ned and Max.



Sentence building


A **verb** is a **doing** word. Every sentence must have a verb in it.



The fish **swam** slowly.




Think of a sensible verb in the past tense to complete each sentence.

- 1 The shark s_____ under the water.
- 2 The bird f_____ in the sky.
- 3 I p_____ a picture.
- 4 The girl c_____ the tree.
- 5 The boy b_____ his teeth.
- 6 The man p_____ a piano.
- 7 The lady s_____ in a chair.
- 8 The children r_____ very fast.
- 9 The cat a_____ some food.
- 10 The lion r_____ loudly.
- 11 The teacher r_____ a book.
- 12 The dentist l_____ at the girl's teeth.



Grammar

1 Look, read and match.




- 1 While Mr Smart was reading, Mrs Smart was watching TV.
- 2 The birds were singing while Grandpa was working in the garden.
- 3 While the cat was sleeping, the mice were playing.
- 4 Sue was playing the piano while Dan was doing his homework.

2 Cover exercise 1. Complete the sentences.

- 1 While Mrs Smart _____, Grandpa _____.
- 2 While the mice _____, Mr Smart _____.
- 3 The cat _____ while Sue _____.
- 4 The birds _____ while Dan _____.

Spelling

Remember! **Compound** words are made up of two words put together.



1 Join the words. Write the compound words.

1
snow → ball
 → man

snowball _____

2
super → man
 → market

3
play → time
 → ground

2 Choose a word from Box A and a word from Box B. Make compound words. Label the pictures.

Box A

sea sun foot gem


Box B

light stone shell ball

1



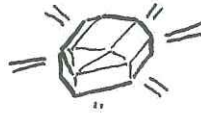
2



3



4



Writing


Look at each picture. Think about what is happening.
Read the words.

1




Ned Max Andy
diving things boat

2



sparkling water sunny
small waves

3



sea diving
camera photograph

4




thunder lightning
clouds crash flash

5



start motor waves


6




beach tired happy

What happened to Max, Ned and Andy? Write the story.


Beginning: Pictures 1 and 2



Middle: Pictures 3 and 4



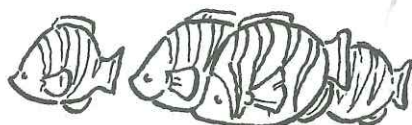

End: Pictures 5 and 6



Unit 12

Reading and understanding

Read pages 104–105 of the Language Book again. Think of a sensible word to complete each sentence.



1 There are corals in every colour of the _____.

2 Corals are _____ animals that grow together.

3 As each animal grows it makes a _____ wall all around it.

4 When it _____, the hard wall is left.

5 Over _____ of years the corals grow bigger and taller.


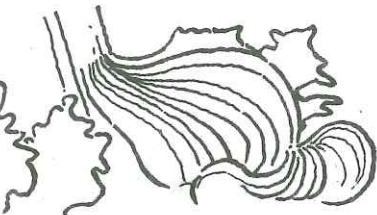
6 Some _____ are soft.

7 Corals grow in many different _____.

8 There is a star coral, rose coral, _____ coral and sea fan coral.

9 Soft corals look like living _____.

10 Each tiny coral has many _____.



Sentence building

We use a **comparative adjective** when we compare **two** nouns.

Many comparative adjectives end with **er**.



This shell is **small**.



This shell is **smaller**.



This fish is **tiny**.

small + er = smaller



This fish is **tinier**.

tiny + er = tinier

Notice that we change the **y** to **i** and then add **er** in words like this.

1 Add er to each adjective to make a comparative adjective.

1 slow + er = _____

2 quick + er = _____

3 tiny + er = _____

4 angry + er = _____

5 tall + er = _____

6 happy + er = _____

7 noisy + er = _____

8 cold + er = _____

9 long + er = _____

10 tidy + er = _____

2 Complete with the correct comparative adjective.

1 The red car is slow but the silver car is _____.

2 Spelling is easy but reading is _____.

3 It is cold in England but it is _____ in Iceland.

4 Ann is noisy but Emma is _____.

5 The man was angry but the lady was _____.

6 My hair is long but Sarah's hair is _____.

Grammar

1 Write *Yes, I can.* or *No, I can't.*

1 Can you ride a bike?

2 Can you swim?

3 Can you read?

4 Can you write?

2 Write *Yes, I could.* or *No, I couldn't.* Six years ago ...

1 Could you ride a bike?

2 Could you swim?

3 Could you read?

4 Could you write?

3 Complete the sentences. Use *could* or *could not*.

1 Six years ago I _____.

2 Six years ago I _____.

3 Six years ago I _____.

4 Complete the sentences with *can*, *can't*, *could* or *couldn't*.



Mum: _____ you hear that noise?

Tom: Yes, I _____.

Mum: Is it a cat? _____ you see it?


Tom: No, I _____.

Mum: I _____ hear it yesterday, too.

I looked but I _____ see it.

Spelling

Remember! When we add **full** to a word, we write it with one **l** e.g. **helpful**.



1 Write the words.

1 wonder + full = _____

2 truth + full = _____

3 use + full = _____

4 cheer + full = _____

2 Use these *ful* words in sentences of your own.

1 playful _____

2 careful _____

3 awful _____

4 painful _____

5 powerful _____

6 beautiful _____

Writing


These sentences tell how a coral reef is made, but the sentences are muddled up! Number them in the correct order.

- a Each animal makes a hard wall around it.
- b Many living animals grow together.
- c The coral grows bigger and taller.
- d The hard wall is left behind.
- e Another animal grows on top.
- f The animal dies.

Read this information about coral reefs.

Coral reefs:

- look like underwater gardens
- look like small plants and bushes
- are not plants
- are tiny animals
- are very colourful



Write about coral reefs.

1 Explain how a coral reef is made.

Step 1: _____

Step 2: _____

Step 3: _____

Step 4: _____

Step 5: _____

Step 6: _____

2 Describe what a coral reef looks like.

Check-up

4

1 Write sentences. Use the verbs in the box.

howl sleep shine fly



It was midnight. What was happening?

1



The stars _____.

2



An owl _____.

3



A wolf _____.

4



_____ you _____?

2 Complete the sentences with *can*, *can't*, *could* or *couldn't*.

Tom: _____ you see the island today?

Dan: Yes, I _____.

Tom: I _____ see it yesterday.


It was very foggy.

Dan: Where is the castle? I _____ see it.

Yesterday we _____ see it clearly.

Tom: It's in the clouds.

Dan: Oh, yes. I _____ see the tower.



3 Write the adverb correctly in each sentence.

- 1 The children shouted _____ . (noisy + ly)
 2 The ladies whispered _____ . (quiet + ly)

4 Choose the most sensible verb to finish each sentence.

- 1 I _____ (brushed, washed) my teeth with my toothbrush.
 2 My dad can _____ (dive, drive) a car.

5 Complete each sentence with the correct comparative adjective.

- 1 I am tall but Tilly is _____ .
 2 Edward is tidy but James is _____ .

6 Sort the muddled letters.

1



pnehteloe

2



gphrhpaoot

3

ABC...

taelbpah


7 Write compound words.

- 1 snow _____ 2 super _____ 3 play _____
 4 sea _____ 5 foot _____ 6 sun _____

8 Do the word sums.

- 1 wonder + full = _____ 2 play + full = _____
 3 cheer + full = _____

Move on with Mobi



1 Match up each word with its meaning.

- | | | |
|--------------|-------------------------------------|--------------------------------------------------|
| 1 caveman | <input checked="" type="checkbox"/> | a This gives you light. |
| 2 torch | <input type="checkbox"/> | b This is a picture that you take with a camera. |
| 3 artist | <input type="checkbox"/> | c This person lived in a cave. |
| 4 photograph | <input type="checkbox"/> | d You can take photographs with this. |
| 5 newspaper | <input type="checkbox"/> | e This person paints pictures. |
| 6 camera | <input type="checkbox"/> | f You can read this. It tells the news. |


2 Complete each word with *ph*. Write the correct word under each picture.

dol__in

ele__ant

tele__one

__otogra__



3 Complete each sentence correctly.

- The caveman was _____ (paint) a picture on the wall.
- The fish was _____ (swim) slowly.
- The diver was _____ (look) at the coral reef.
- Uncle Roy was _____ (help) Andy while Ned and Max were _____ (fish).
- The children were _____ (smile) while the photographer was _____ (take) their photograph.
- Mum was _____ (hum) while she was _____ (cook).

4 Do the word sums. Spell the words correctly.

1 happy + ly = _____ 2 easy + ly = _____

3 wonder + full = _____ 4 pain + full = _____

5 Complete each sentence. Use the words above.

1 I could read the book _____ .

2 I fell off my bike and hurt my arm. It was very _____ .

3 I enjoyed my holiday. It was _____ .

4 My mum gave me an ice cream. I smiled _____ .


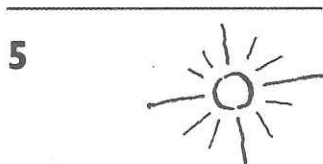
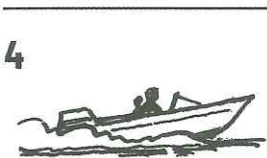
6 Match each word from A with a word from B to make compound words. Write each word under the correct picture.

A

sea news butter star speed sun

B

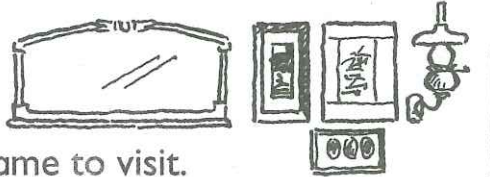
paper fish light weed fly boat



Unit 13

Reading and understanding

Read pages 114–115 of the Language Book again.
Write the things that happened each day.



- 1 Mr Brown came to visit.
- 2 Grandmother bought John some soldiers.
- 3 Millie and John saw a policeman in the street.
- 4 Grandfather bought some flowers from the flower girl.
- 5 In the afternoon Millie and John went to see Aunt Sarah.
- 6 The policeman said, 'Good morning,' to Millie and John.
- 7 Millie read some poems to Aunt Sarah.
- 8 Grandmother took Millie and John to the toyshop.
- 9 Mr Brown told Millie and John funny stories about India.
- 10 Grandfather took Millie and John to the park.

Monday 21st April — —

Tuesday 22nd April — —

Wednesday 23rd April | —

Thursday 24th April — —

Friday 25th April — —

Sentence building

A **personal pronoun** takes the place of a **person or thing**.

The policeman is tall. **He** is very smart.

(**He** = the policeman)

Here are some **personal pronouns**:

I, me, you, he, him, she, her, it, we, us, they, them



Write what noun the pronoun in each sentence replaces.


- 1 Mr Jolly owns the toyshop. He (Mr Jolly) is very friendly.
- 2 'Grandmother took me (_____) to the toyshop,' Millie said.
- 3 Grandmother went in the toyshop. She (_____) bought some toys.
- 4 'We (_____) went to see Aunt Sarah,' Millie and John said.
- 5 The children went to London. They (_____) stayed for a week.
- 6 The toy was very nice. It (_____) was red and blue.
- 7 'I (_____) like the flower girl,' John said.
- 8 'Do you (_____) like London?' John asked Millie.
- 9 'Mr Brown told us (_____) some stories,' Millie and John said.
- 10 John saw the girl on Tuesday. John saw her (_____) again today.


Grammar


1 Complete the sentences with *some* or *any*.

- 1 There are _____ fish in the pond.
- 2 I can't see _____ apples on the tree.
- 3 Have you got _____ trees in your garden?
- 4 The baker has not got _____ bread.
- 5 I've got _____ money. Let's go shopping!


2 Make sentences like the example.


- 1  There are some flowers in the vase.


- 2  _____

- 3  _____


3 Make questions like the example.


- 1  Have you got any money?


- 2  _____

- 3  _____

4 Make negative sentences like the example.


- 1 (see)  I can't see any birds.

- 2 (hear)  _____

- 3 (find)  _____

Spelling

Remember! When we add **un** to the beginning of a word, we can make opposites.




1 Solve the clues. Write words beginning with *un*.

- 1 not happy _____ 2 not true _____
 3 not fair _____ 4 not kind _____
 5 not well _____

2 Find five *un* words in the wordsearch. Label the pictures.



u	u	n	w	r	a	p
p	m	u	n	d	o	h
x	u	n	t	i	d	y
k	u	n	p	a	c	k
u	n	c	o	v	e	r



3 Use these *un* words in sentences of your own.

- 1 unfair _____
 2 unkind _____

Writing

This is Mr Green. He is Aunt Sarah's gardener.
Write the words in the box under the correct picture.

sunny dripping wet happy raining
coat cutting not happy scissors flowers
hat muddy boots digging butterflies

Saturday 26th April



Sunday 27th April



Write your diary. Write about when you saw Mr Green.

Saturday, 26th April

I saw Mr Green today.

Sunday, 27th April

I saw Mr Green again today.


Unit 14

Reading and understanding

Read pages 122–123 of the Language Book again. Use the words in the box to finish the sentences.

belt head tunic leader soldiers
chariots sandals body arrow red


- 1 The Romans were good soldiers .
- 2 A metal helmet protected a soldier's _____ .
- 3 Metal armour protected a soldier's _____ .
- 4 A soldier wore a woollen _____ .
- 5 A soldier kept his knife in his _____ .
- 6 A soldier wore thick _____ .
- 7 A good soldier became a _____ .
- 8 The colour for Roman soldiers was _____ .
- 9 Soldiers learned to drive _____ .
- 10 A Bowman carried a bow and _____ .



Sentence building

Rule 1

If a verb ends with a **vowel + y**, we add **ed** in the past tense.



The boys **played** a game.
play + ed = played

Rule 2

If a verb ends with a **consonant + y**, we change the **y** to **i** and add **ed** in the past tense.



The soldier **carried** a sword.
carry + ed = carried

1 Write the past tense of each verb correctly.

- | | |
|-----------------------------|----------------------|
| 1 stay + ed = <u>stayed</u> | 2 enjoy + ed = _____ |
| 3 cry + ed = _____ | 4 try + ed = _____ |
| 5 play + ed = _____ | 6 hurry + ed = _____ |
| 7 carry + ed = _____ | 8 obey + ed = _____ |

2 Use the verbs you made correctly in the sentences.


- The soldier _____ to sleep, but it was too noisy.
- Some people _____ the Romans. Some people did not.
- The baby was unhappy and _____ a lot.
- I ate all my dinner. I _____ it.
- I went to London. I _____ with my grandmother.
- I _____ a game with my friend.
- The lady _____ a heavy bag.
- The soldiers _____ along the road.


Grammar

1 Complete the questions with *How much* or *How many*.

- 1 _____ money have you got?
- 2 _____ people can you see?
- 3 _____ soldiers are there?
- 4 _____ food did they buy?

2 Make sentences like the example. Use *There are not many* or *There is not much*.

1  There are not many cherries on the plate.

2  _____

3  _____

4  _____

3 Write sentences like the example.

1 people – food There are lots of people but there isn't much food.


2 juice – biscuits There is lots of juice but there aren't many biscuits.

3 children – noise _____

4 milk – cakes _____

Spelling

Remember! When we add **dis** to the beginning of words, we can make opposites.



1 Solve the clues. Write words beginning with *dis*.

1 opposite of **appear** _____

2 opposite of **like** _____

3 opposite of **trust** _____

4 opposite of **obey** _____

5 opposite of **agree** _____

2 Use the words in the box to finish these sentences.

dishonest dislike distrust disagree

1 I do not trust him. I _____ him.

2 I do not like them. I _____ them.

3 I do not agree with you. I _____ with you.

4 Some people are not honest. They are _____.

3 Use these *dis* words in sentences of your own.


1 **dislike** _____

2 **disobey** _____


3 **disagree** _____

Writing

Look at the pictures about building a Roman road.
Read the words.




mark straight line



dig one metre



put big stones



smaller stones on top of



flat stones on top

Other words you could use:

Roman soldiers

straight roads

covered

curved

rainwater

marching

Explain how the Romans built their roads.

Step 1: _____

Step 2: _____

Step 3: _____

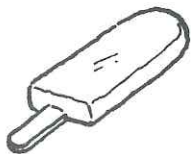
Step 4: _____

Step 5: _____

Unit 15

Reading and understanding

Read the poem about ice cream on page 130 of the Language Book again. Choose the best word to complete each sentence.



1 Ice cream is _____ (hard, soft).

2 Ice cream is _____ (cold, hot).

3 I like ice cream in a _____ (cup, glass).

4 I like ice cream with _____ (apples, pears).

5 I _____ (dream, think) of ice cream.

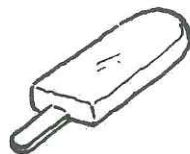
6 I talk on the _____ (cone, phone).

7 I sit on the _____ (chair, stairs).

8 I'll eat ice cream when I'm _____ (old, cold).

9 I can't _____ (shop, stop).

10 I'll eat ice cream until I _____ (hop, pop).



Sentence building

Rule 1: We use **a** in front of a word that begins with a **consonant**.
Rule 2: We use **an** in front of a word that begins with a **vowel** (**a, e, i, o** or **u**).

a big lolly an ice cream

1 Choose **a** or **an** for each gap.



___ angry lion



___ funny clown




___ heavy rock



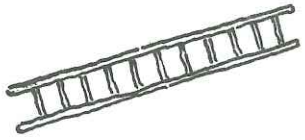
___ ugly monster




___ exclamation mark




___ open door



___ long ladder



___ strong man



___ electric fan

2 Use your answers above. Fill in the chart correctly.

a	an
a funny clown	an angry lion

Grammar

1 Complete the sentences with *a* or *an*.


- 1 This is _____ elephant. 2 This is _____ camel.
3 This is _____ young horse. 4 This is _____ old horse.
5 This is _____ enormous cat and _____ tiny mouse.

2 Complete the sentences with *a*, *an* or *the*.

- 1 Kim has got two pens. She has got _____ red pen and _____ blue pen. She's going to write with _____ blue pen but not with _____ red pen.
2 Pete has got _____ cat and _____ dog. _____ cat is white and _____ dog is black.
3 _____ old man lives in our street. He always wears _____ hat and carries _____ umbrella. _____ hat is green and _____ umbrella is yellow.

3 Write *the* or *nothing* at all in the gaps.


- 1 Farmer Joe has _____ sheep and _____ goats on his farm. _____ wool from _____ sheep is very soft and _____ milk from _____ goats is delicious.



- 2 _____ women in this village get _____ water from a well. They carry _____ water in _____ big jars on their heads.
3 I love eating _____ fruit. I like _____ grapes best. _____ grapes from this market are always juicy.

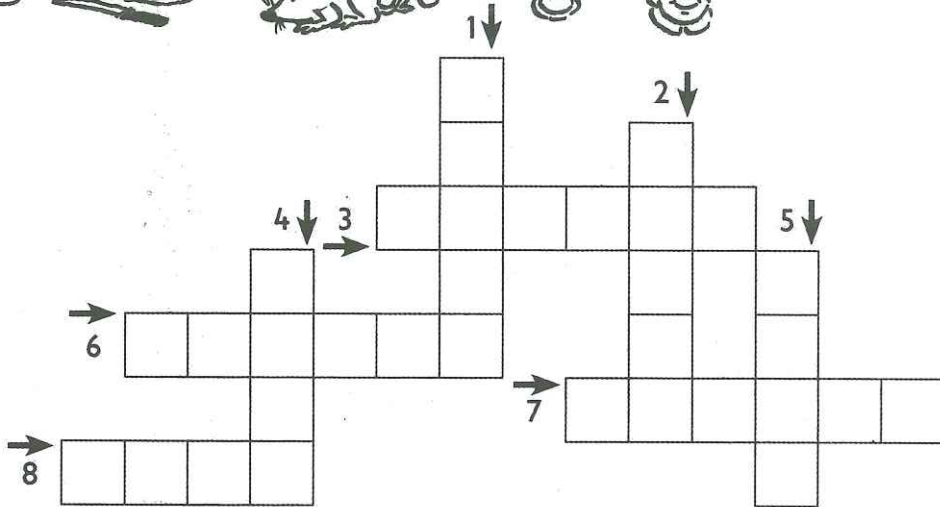
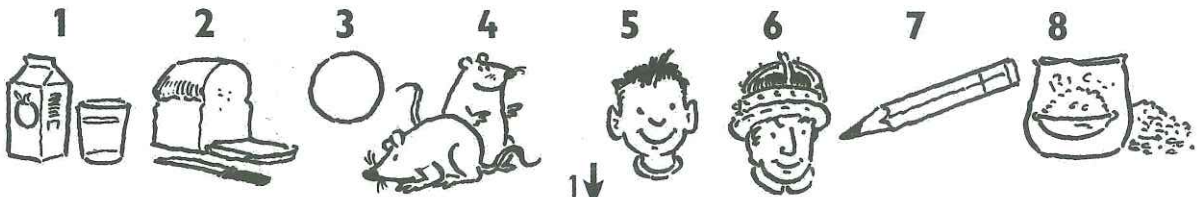
Spelling

Remember! In some words *c* sounds like *s*.



1 Complete the crossword. Use the words in the box.

prince circle pencil face
juice rice slice mice



2 Use these words in sentences of your own.


1 juice _____

2 slice _____

Writing

Acrostic poems

Look at this poem about an ice lolly. If you read the first letters from top to bottom, they spell the words *ice lolly*.



Here are words you can use in an acrostic poem about ice cream.

I	C	E	C	R	E	A	M
I	coloured	eat	crisp	red	edge	all	my
ice	creamy	enjoy	catch	round	extra	ate	most
icy	cold	every	chocolate	runny	end	any	more

Write your own acrostic poem about ICE CREAM.

I _____

C _____

E _____

C _____

R _____

E _____

A _____

M _____

Check-up

5

1 Complete the sentences with *some* or *any*.

- 1 Has the farmer got _____ cows on his farm?
- 2 He hasn't got _____ cows but he's got _____ sheep.
- 3 Can you see _____ sheep in the field?
- 4 I can see _____ goats but I can't see _____ sheep.

2 Complete the sentences with *much* or *many*.

- 1 How _____ cherries are there on the tree?
- 2 How _____ milk is there in the jug?
- 3 There isn't _____ money in my pocket.
- 4 There aren't _____ children in the playground.

3 Write *a*, *an*, *the* or *nothing* at all.

- 1 Sam has got _____ orange schoolbag. In his bag there is _____ pencil box. In _____ box there are _____ pencils and _____ blue pen.
- 2 Sally loves _____ animals. She has got _____ cat and _____ old dog. _____ cat does not like _____ dog.

4 Complete with the correct personal pronoun.

- 1 I like my grandfather. _____ (She, He) is very nice.
- 2 The girls laughed when _____ (it, they) saw the clown.
- 3 The children went to London. ' _____ (We, It) liked the shops', they said.



5 Add ed to each verb correctly and complete each sentence.

- 1 The boy _____ (cry) when he fell off his bike.
- 2 Yesterday I _____ (play) with my friend.
- 3 The children _____ (hurry) to school.

6 Choose a or an.

- 1 _____ exciting film
- 2 _____ tiny fish
- 3 _____ sweet apple

7 Make the opposites.

- 1 happy ___ ___ happy
- 2 fair ___ ___ fair
- 3 kind ___ ___ kind
- 4 appear ___ ___ appear
- 5 agree ___ ___ agree
- 6 like ___ ___ like

8 Write s or c.

1



bi__ycle

2




__ea

3



prin__e

4



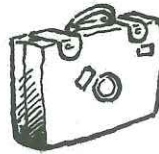
ju__e

5




mi__e

6



ca__e

Move on with Mobi



1 Match the correct sentence with each picture.

1 There are some flowers in the vase. e

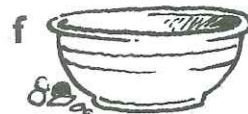



2 There are not any eggs in the box.

3 There is not any fruit in the bowl.

4 There is some water in the glass.

5 There is some bread on the plate.

6 There is not any sand in the bucket.



2 What noun does each personal pronoun take the place of?

1 The boy liked the ice cream. It (The ice cream) was lovely.

2 The girl had some flowers. She (_____) was selling them.

3 The soldier wore sandals. They (_____) were made of leather.

4 'Give the book to me (_____),' Tom said to Edward.

5 'We (_____) like school,' Anna and Amy said.

6 'Do you (_____) want a lolly?' Tilly asked Sam.

3 Read these words. They all have small words 'hiding' in them!



soldier




sword



spear



sandals



feather



armour

4 Which words are these words 'hiding' in?

1 pear spear

2 old _____

3 word _____

4 and _____

5 arm _____

6 eat _____

5 Match the pairs of rhyming words.

1 glass

a aunt

2 cream

b grass

3 plant

c could

4 toys


d our

5 flower

e scream

6 wood

f noise



6 Can you remember? Write *true* or *false*.

1 Millie had a brother called John.

2 Millie and John went to see Aunt Anna.

3 Roman roads were straight.

4 A Roman soldier wore a woollen belt.


5 A chariot had two wheels.

6 Ice cream is hard.

Unit 16

Reading and understanding

Read pages 140–141 of the Language Book again. Match each sentence with the correct ending.



- | | | |
|--------------------------------------------|-------------------------------------|----------------------------|
| 1 People made glass | <input checked="" type="checkbox"/> | a shaped round beads. |
| 2 When sand gets hot | <input type="checkbox"/> | b glass bottles and jars. |
| 3 The first glass makers | <input type="checkbox"/> | c 4000 years ago. |
| 4 Egyptian people made | <input type="checkbox"/> | d gold and bright colours. |
| 5 In their homes, the
Romans often had | <input type="checkbox"/> | e it melts. |
| 6 People learned | <input type="checkbox"/> | f a long thin metal pipe. |
| 7 A glass blower has | <input type="checkbox"/> | g to blow glass. |
| 8 A painter sometimes
paints glass with | <input type="checkbox"/> | h vases from glass. |

Sentence building

- 1** Join each pair of sentences with the conjunction *because*.
Make one long sentence each time.

1 I turned on the light. It was dark.

I turned on the light because it was dark.



2 I stayed indoors. It was raining.

3 The man shouted. He was angry.

- 2** Join each pair of sentences with the conjunction *so*.
Make one long sentence each time.

1 I was tired. I went to bed.

I was tired so I went to bed.




2 I was thirsty. I had a drink.

3 The telephone rang. I picked it up.

- 3** Join each pair of sentences with the conjunction *because*
or *so*. Make one long sentence each time.

1 I got very hot. It was a sunny day.

2 I saw a monster. I hid behind a rock.



Grammar

never → sometimes → often → usually → always

1 Put the words in the right place in the sentences.

1 Artists paint on glass. (sometimes)

2 Painted glass is beautiful. (often)

3 Glass blowers must work very carefully. (always)

2 Write the words in the correct order.

1 very was Roman glass beautiful. Usually

2 homes. had in The often glass Romans jars their

3 glass play with You objects. never must



3 Answer the questions. Use the words at the top of the page.

1 How often do you travel by bus?

2 How often are you late for school?

Spelling


Remember! We can add *er* to some verbs to make *nouns* e.g. *gardener*.





1 Solve the clues with *er* words.

- 1  someone who paints _____
- 2  someone who builds _____
- 3  someone who shops _____
- 4  someone who wins _____

2 What are these people? Write *er* words.

- 1  _____
a _____

- 2  _____
a _____








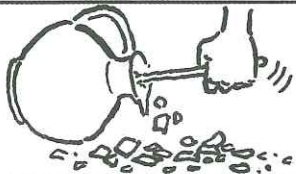
- 3  _____
a _____

- 4  _____
a _____

Writing

The pictures show how the Egyptians made glass vases. The instructions are muddled. Write the letter next to the correct picture.

- a Cover the shape completely.
- b Heat the sand.
- c Let it cool.
- d Pick out the earth from the middle.
- e Drip the hot liquid on to the shape.
- f Make a thick, sticky liquid.
- g Make a shape out of earth.
- h Wait until it is hard.

1 <input type="checkbox"/>		2 <input type="checkbox"/>	
3 <input type="checkbox"/>		4 <input type="checkbox"/>	
5 <input type="checkbox"/>		6 <input type="checkbox"/>	
7 <input type="checkbox"/>		8 <input type="checkbox"/>	

**How did the Egyptians make glass vases?
Write the instructions in the correct order.**

Step 1:

Step 2:

Step 3:

Step 4:

Step 5:

Step 6:


Step 7:

Step 8:

Unit 17

Reading and understanding

Read pages 148–149 of the Language Book again. Who said these things?



- 1 We must find Professor Trench at once. Eddie
- 2 I dug up the Emerald Vase forty years ago. _____
- 3 You can't escape! _____
- 4 My men are watching the planes and the boats. _____
- 5 Let's look around the island. _____
- 6 Well done, Eddie! _____
- 7 You are the cleverest cat in the world! _____
- 8 Put your hands up! _____
- 9 I can't believe it. _____
- 10 I can't see the thieves here. _____

Sentence building

We use a **superlative adjective** when we compare **more than two nouns**.



You are the **cleverest** cat in the world.

We often add **est** to an adjective to make it into a superlative:
 clever (adjective) cleverest (superlative adjective)

1 Fill in the chart correctly.

adjective	superlative
clever	cleverest
tall	
	oldest
short	
	longest
	smallest
slow	

2 Complete each sentence with the superlative of the adjective.

- 1 Mount Everest is the tallest (tall) mountain in the world.
- 2 Tom is the _____ (clever) boy in the class.
- 3 A tortoise is the _____ (slow) animal I know.
- 4 The red sports car was the _____ (fast) car in the race.
- 5 I came last in the race and took the _____ (long) time.
- 6 I am the _____ (small) in our family.
- 7 Mr Brown has got the _____ (long) nose I have ever seen!
- 8 My grandfather is the _____ (old) relative I have got.


Grammar

1 Match the questions and answers.

- | | | |
|---------------------------------------|--------------------------|-------------------------------------------|
| 1 Hello. Can I speak to Amy, please? | <input type="checkbox"/> | a No, you can't. It's time for bed. |
| 2 Can I have an ice cream, please? | <input type="checkbox"/> | b Yes, of course. Here you are. |
| 3 Can we buy those trainers? | <input type="checkbox"/> | c I'm sorry. She's not here. |
| 4 Please, can I watch this programme? | <input type="checkbox"/> | d Would you like strawberry or chocolate? |
| 5 Can I borrow your pen, please? | <input type="checkbox"/> | e I'm sorry. They're too expensive. |

2 What are they asking? Write questions with *can I* or *can we*. Use the verbs in the box.

play have
watch buy



Please can I have a balloon?







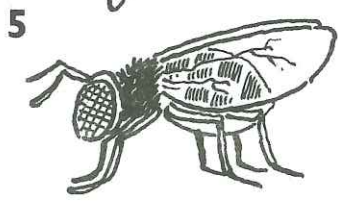


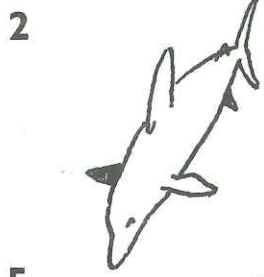


Spelling

Remember! Each **syllable** in a word has a **vowel sound** or the letter **y**.



1 Say the words. Count the *syllables*.



2 Write the words under the correct heading.


one syllable	two syllables
_____	_____
_____	_____
_____	_____

3 Solve the clues. Write the words.


- | | | |
|-------------------------------|---------------|-------|
| 1 opposite of sad | two syllables | _____ |
| 2 You write with this. | two syllables | _____ |
| 3 plural of mouse | one syllable | _____ |
| 4 a baby dog | two syllables | _____ |
| 5 A bicycle has two of these. | one syllable | _____ |

Writing

What's inside the box? Read what Eddie says in the story.




Read what Professor Trench says in the story.




Finish the cartoon story. Write what they say.


1




2



3




4



5



6




What is in the box? Complete the Professor's speech bubble.

Unit 18

Reading and understanding

Read pages 156–157 of the Language Book again. Number the sentences in order.



- a The giant saw the children in his garden.
- b The giant put up a big notice.
- c The giant visited his friend a long way away.
- d The children had nowhere to play.
- e The giant built a wall all round his garden.
- f 'What are you doing here?' the giant asked.
- g The giant said, 'This garden is mine!'
- h One day the giant came back to his castle.
- i The children ran away.

<input type="checkbox"/>
<input type="checkbox"/>
<input type="checkbox"/>
<input type="checkbox"/>
<input type="checkbox"/>
<input type="checkbox"/>
<input type="checkbox"/>
<input type="checkbox"/>
<input type="checkbox"/>
<input type="checkbox"/>

Sentence building

This is my garden.

We can write what the giant said
in **two ways**.

'This is my garden,' the giant said.
The giant said, 'This is my garden.'



Write each sentence in another way.

1 'This is a nice garden,' the children said.

The children said, 'This is a nice garden.'

2 The giant asked the children, 'What are you doing here?'

3 The children said, 'We like to come in the garden.'

4 'This garden is mine!' the giant said.

5 'Can we play here?' the children asked.

6 The giant shouted, 'No. Go away!'

7 'That is very selfish,' the children said.

8 'Sorry. You can stay and play in my garden,' the giant said.

Grammar



1 Change the sentences like the example.

- 1 Be quiet when you sit down.
- 2 Be careful when you write .
- 3 Be quick and finish your work.
- 4 It's easy. You can do it.
- 5 Don't be noisy when you're playing.

Sit down quietly.

2 Answer the questions like the example.



Which runs more quickly?

The cat runs more quickly.




Which shines more brightly?



Which swims more slowly?

3 Make sentences. Use the pictures and the words in the box.



shark canary snail wolf

- 1 The shark swims the most quickly.
- 2 _____
- 3 _____
- 4 _____


howl swim
 move sing
 slowly loudly
 sweetly quickly

Spelling

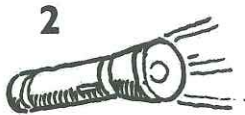
Remember! The letters **ch** can make a soft sound e.g. *chair*.
The letters **ch** can make a hard sound like *k* e.g. *anchor*.



1 Write the words. They all begin with soft **ch**.




2 Write the words. They all end in soft **ch**.



3 Choose a hard **ch** word to complete each sentence.

anchor stomach choir

1 The ball hit me in the _____.



2 The _____ sang beautifully.





3 The sailors dropped the _____.



Writing

This is a picture story of the selfish giant. Look at each picture carefully.



Here are some words you can use in your story.

nouns

children
giant
garden
flowers
summer
winter

adjectives

beautiful
selfish
warm
cold
happy
sad

verbs

grew
shone
roared
played
knocked down
blew

Write the story of the selfish giant in your own words.

Picture 1

Picture 2

Picture 3

Picture 4

Check-up

6

1 Write the words in the correct order.

1 giant's played The often children garden. the in


2 came garden. the Summer never to

3 it walls always Inside winter. the was

2 Write sentences. Use the words in the boxes.

speak sing run walk


more loudly the most slowly
more quickly the most quietly



The girl is running more quickly than the boy.



The boy



The baby



The girl

3 Choose the conjunction *because* or *so* to join the sentences.

- 1 The lady was happy _____ she smiled at me.
 2 I ate a sandwich _____ I was hungry.

4 Complete each sentence with the superlative of the adjective.


- 1 Mr Smith is the _____ (old) man in our road.
 2 Sam is the _____ (kind) child in the class.

5 Write each sentence in another way.

- 1 'It's a lovely day,' Tom said.

- 2 The giant said 'Yes, it is.'

6 What do they do?



p _____



t _____



s _____

7 How many syllables? Tick the correct box.

one syllable two syllables

- | | | |
|------------|--------------------------|--------------------------|
| 1 vase | <input type="checkbox"/> | <input type="checkbox"/> |
| 2 asleep | <input type="checkbox"/> | <input type="checkbox"/> |
| 3 snake | <input type="checkbox"/> | <input type="checkbox"/> |
| 4 laughing | <input type="checkbox"/> | <input type="checkbox"/> |

Macmillan Education
4 Crinan Street
London N1 9XW
A division of Macmillan Publishers Limited

Companies and representatives throughout the world

ISBN 978-1-405-01717-6

Text © Mary Bowen, Louis Fidge, Liz Hocking, Wendy Wren 2006

Design and illustration © Macmillan Publishers Limited 2006

The authors have asserted their right to be identified as the authors of this work in accordance with the Copyright, Designs and Patents Act 1988.

First published 2006

All rights reserved. No part of this publication may be reproduced, stored in a retrieval system, or transmitted in any form or by any means, electronic, mechanical, photocopying, recording, or otherwise, without the prior written permission of the publishers.

Original design by Jeffrey Tabberner

Original page make-up by Chad Young

Page make-up by Cambridge Publishing Management Limited

Illustrated by David Mostyn and Tim Oliver

Original cover design by Oliver Design

Cover design by Andrew Magee Design Ltd

Cover photographs by Getty images/Glenn Bartley and Thinkstock/iStock/prapann

The publishers would like to thank the following:

Cambridge Publishing Management Limited

These materials may contain links for third party websites. We have no control over, and are not responsible for, the contents of such third party websites.

Please use care when accessing them.

Printed and bound in Malaysia

2019 2018 2017 2016 2015

18 17 16 15 14 13 12



Macmillan

English

A masterclass in Primary English

Macmillan English is an internationally bestselling six-level Primary English course which meets the needs of today's children. It recognises that proficiency in English is an essential part of modern life, and that early exposure to rich and genuine language allows young learners to move confidently towards native speaker fluency in both oral and written English. This **Macmillan English Digital Edition** comes with a **Presentation Kit** for teachers and a **Digital Student's Book** for students. **Macmillan English** has been mapped to the Cambridge Primary English as a Second Language Curriculum Framework.

Student materials


- Language Book
- Fluency Book
- Practice Book and Working with Words CD-ROM
- Digital Student's Book

Teacher materials

- Teacher's Guide
- Presentation Kit
- Flashcards
- Posters
- Language CD
- Fluency CD

Macmillan English 3 is for children who are becoming confident oral communicators and more accurate readers and writers.

Macmillan English can be used with **Macmillan Science** and **Macmillan Mathematics** as a comprehensive primary programme suited to Cambridge International Examinations.



System requirements for CD-ROM

Windows 7 & 8: CPU Speed (equivalent): Any 2GHz dual core processor or above.

Browser: IE10 or above / Firefox / Chrome* / Opera (*Chrome recommended).

RAM: 1GB (32-bit), 2GB (64-bit). **Display:** 1024 x 768 pixels, 32-bit colour.

Audio sound card. Internet connection required on first use.

For more information on system requirements, please go to:
www.macmillanyounglearners.com/macmillanenglish/systemrequirements
For customer support please contact help@macmillan.com



The **Macmillan English** series covers:

COMMON EUROPEAN FRAMEWORK

AI AI+ A2 A2+ BI BI+

ISBN 978-0-230-43458-5



90201



9 780230 434585